

Using EMS/Trauma Registry Data: RAC D

Type of Run by Call Type TSA D

	Medical	Trauma	Medical & Trauma	NA	Unknown	Total
911	7,702	6,956	267	73	7,000	22,001
Emergency transfer	934	2381	21	0	36	1,229
Non-emergency transfer	1,462	232	8	23	378	2,103
Standby	21	12	3	56	24	116
Mutual Aid	94	94	0	2	8	28
Unknown	13	56	0	3	144	216
Total	10,144	7,503	299	157	7,590	25,693

Source: Texas EMS/Trauma Registry, 2011

Type of EMS Vehicle by Call Type

TSA D

	Medical	Trauma	Medical & Trauma	NA	Unknown	Total
None	650	172	0	1	1	824
Ground	6,985	6,693	265	72	6,891	20,906
Rotor Craft	18	46	0	0	0	64
Water	1	0	0	0	0	1
Unknown	51	45	2	0	108	206
Total	7,705	6,956	267	73	7,000	22,001

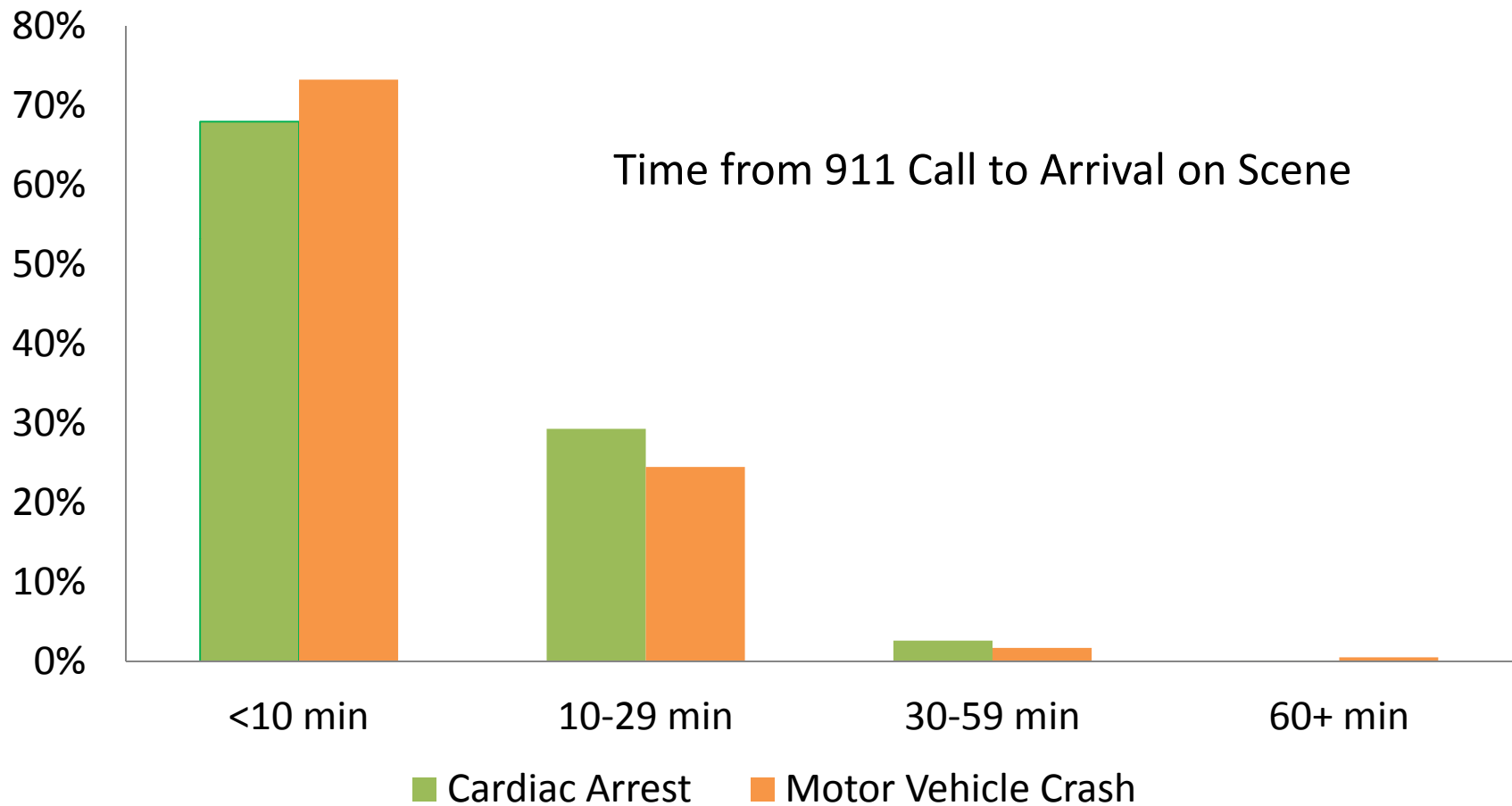
Source: Texas EMS/Trauma Registry, 2011

Primary Suspected Illness by Call Type TSA D

	Medical	Trauma	Medical & Trauma	Not Applicable	Unknown	Total
Abdominal pain / problems	551	17	5	0	278	851
Allergic Reaction	38	1	4	0	17	60
Altered level of consciousness	422	24	43	2	197	688
Behavioral / psychiatric disorder	180	16	19	1	131	347
Cardiac arrest	96	1	3	1	41	142
Cardiac rhythm disturbance	147	7	4	3	30	191
Chest pain/ discomfort	708	10	5	0	265	988
Diabetic symptoms	248	5	14	0	139	406
General weakness	385	11	10	0	246	652
Hemorrhage	33	13	1	0	10	57
Hyperthermia	23	6	6	0	9	44
Hypothermia	4	2	0	0	2	8
Hypovolemia / shock	19	1	0	0	6	26
Inhalation injury	3	4	4	0	1	12
Overdose (e.g. alcohol, drugs)	143	7	8	0	87	245
Poisoning (e.g. other chemicals)	7	10	6	0	0	23
Pregnancy / OB delivery	16	3	0	0	12	31
Respiratory arrest	14	0	0	0	0	14
Respiratory distress	707	11	12	0	265	995
Seizure	370	12	12	0	192	586
Stings / venomous bites	6	2	1	0	1	10
Stroke / CVA	149	3	6	0	53	211
Syncope / fainting	189	6	24	0	98	317
NA	1392	2044	28	61	143	3668
Other	1283	1257	52	4	3049	5645
Unknown	572	3483	0	1	1728	5784
Total	7705	6956	267	73	7000	22001

Elapsed Patient Care Times for Selected Incidents

RAC D



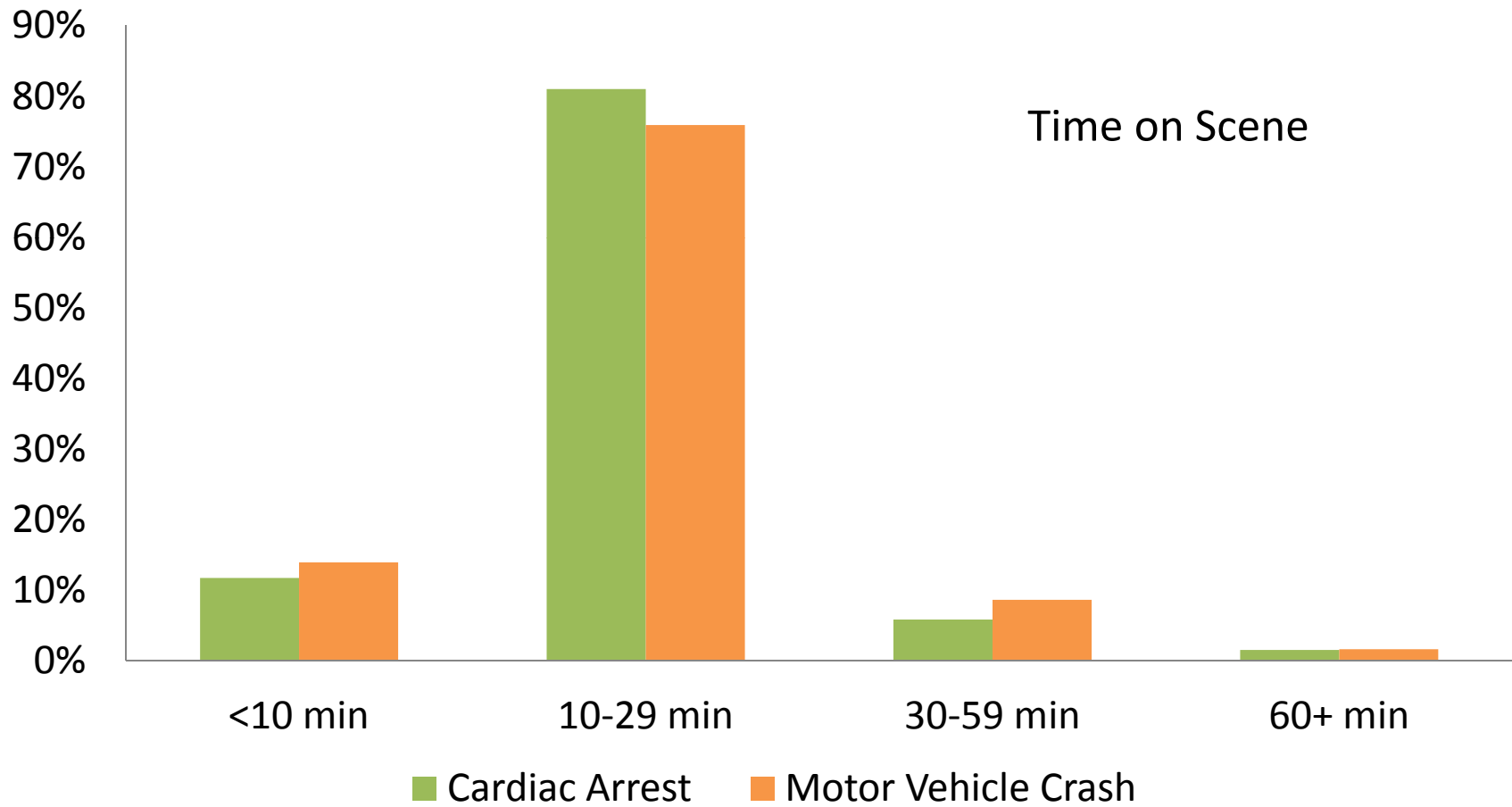
Source: Texas EMS/Trauma Registry, 2011

Type of EMS Response TSA D

	# Reported	%
Call cancelled	1,167	4.31
False alarm (no incident occurred)	228	0.84
No treatment, no transport	5,018	18.52
Treatment, no transport	405	1.50
Treatment, transport refused	289	1.07
Transport and treatment	19,116	70.57
Transport, no treatment	391	1.44
DNR, no transport	13	0.05
Dead on scene (pronounced at the scene)	208	0.77
Unknown	253	0.93
Total	27,088	100

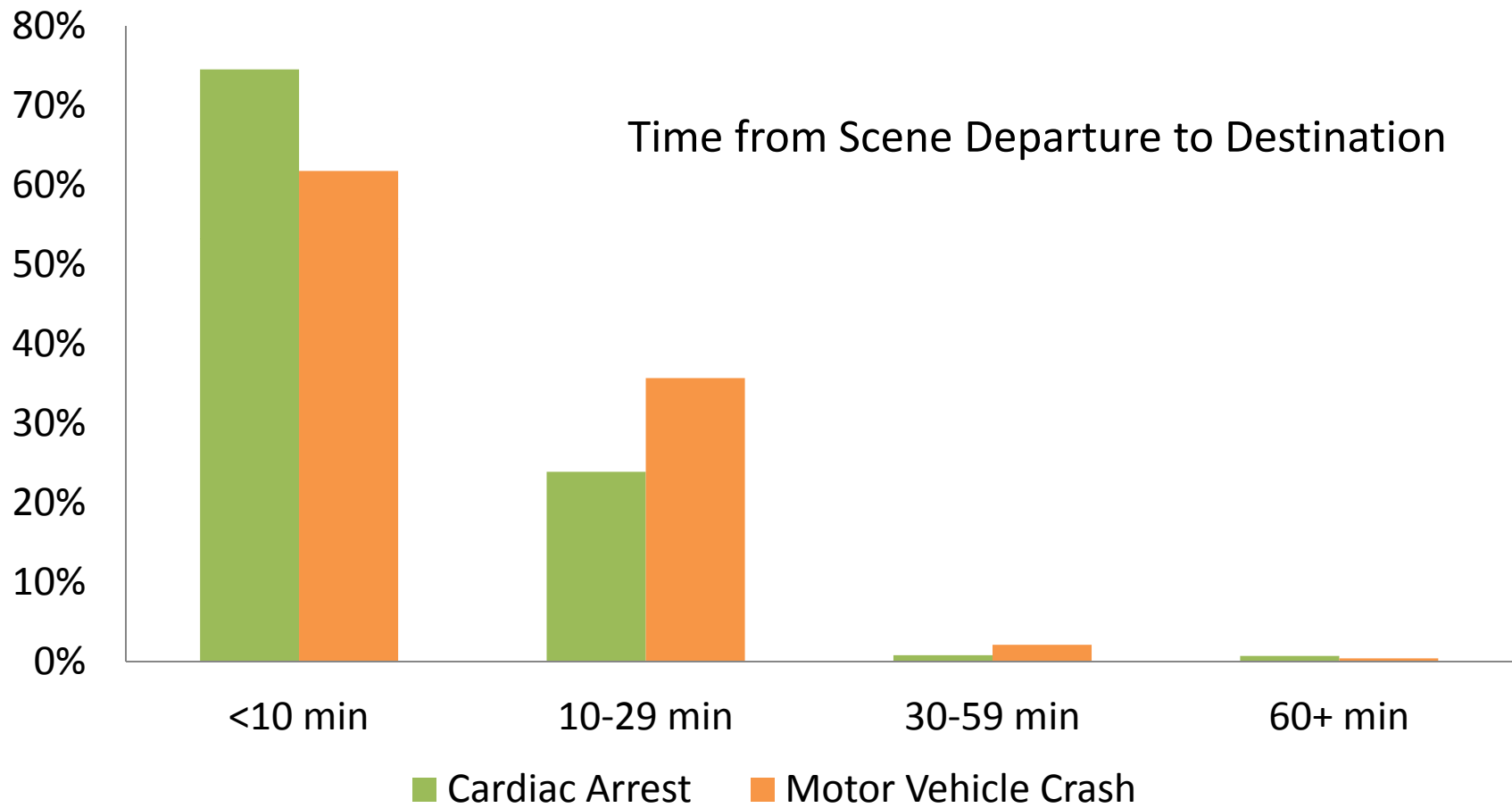
Elapsed Patient Care Times for Selected Incidents

RAC D

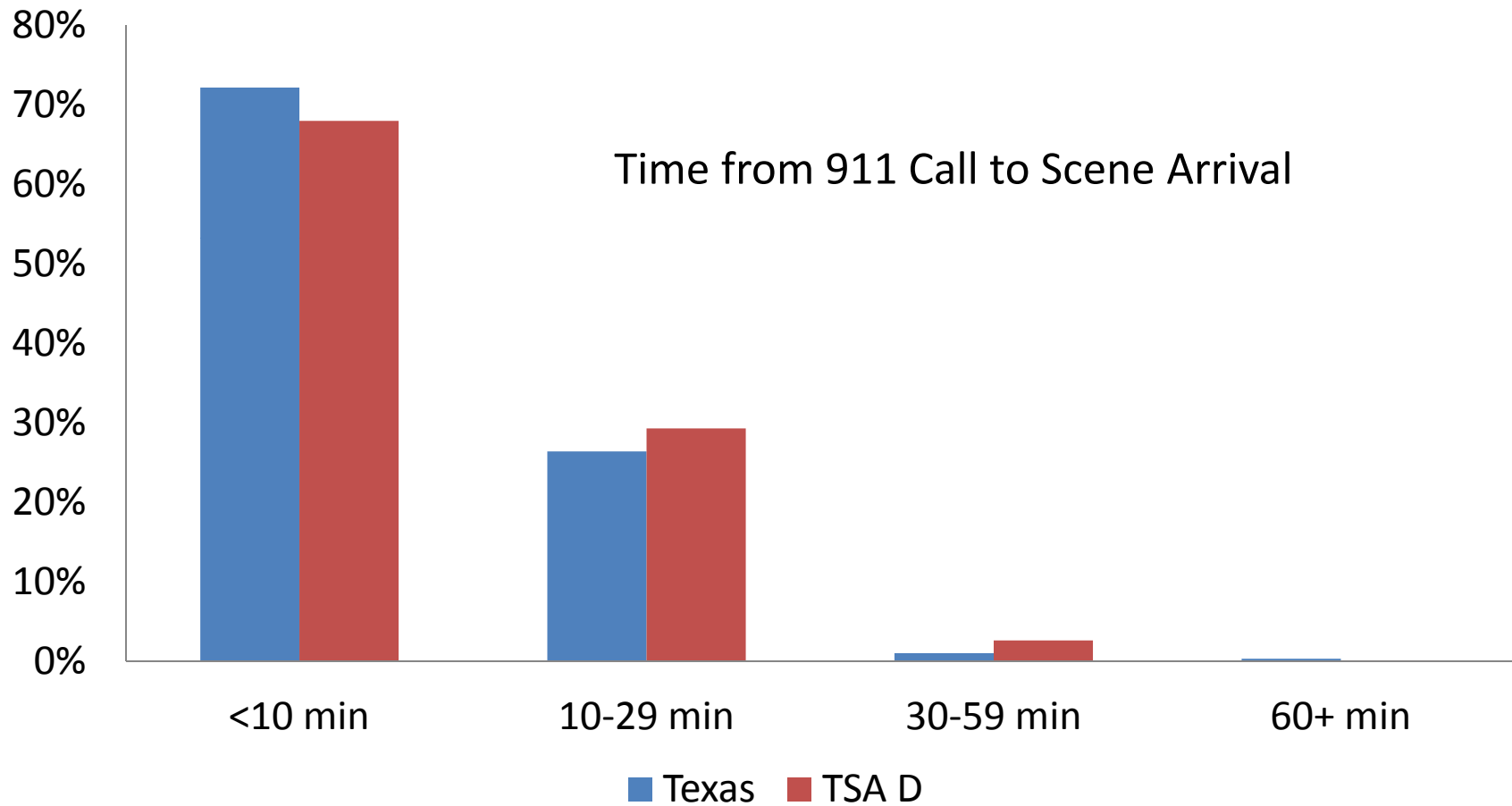


Elapsed Patient Care Times for Selected Incidents

RAC D



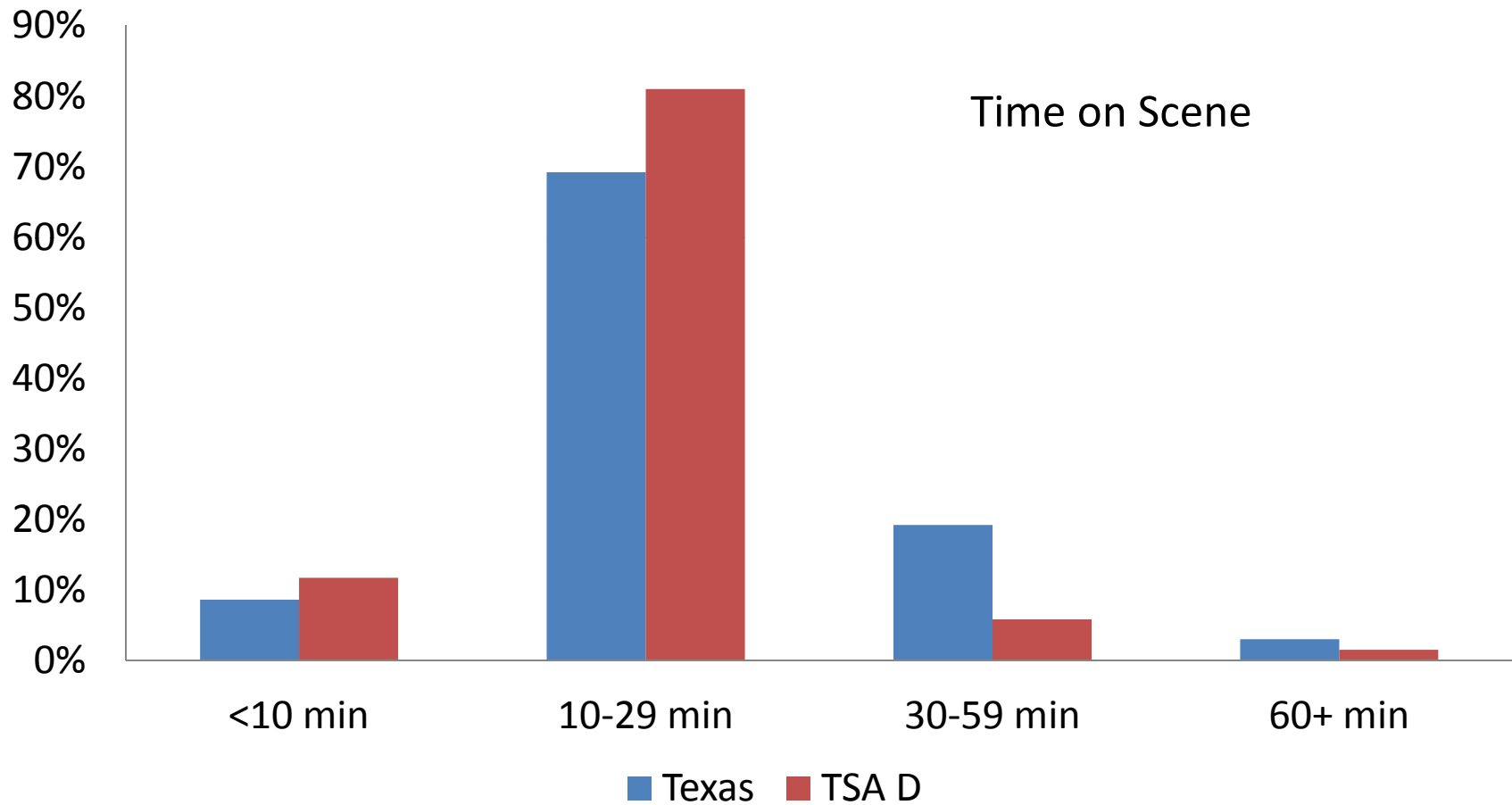
Elapsed Patient Care Times Cardiac Arrest



Source: Texas EMS/Trauma Registry, 2011

Elapsed Patient Care Times

Cardiac Arrest



Elapsed Patient Care Times Cardiac Arrest

